

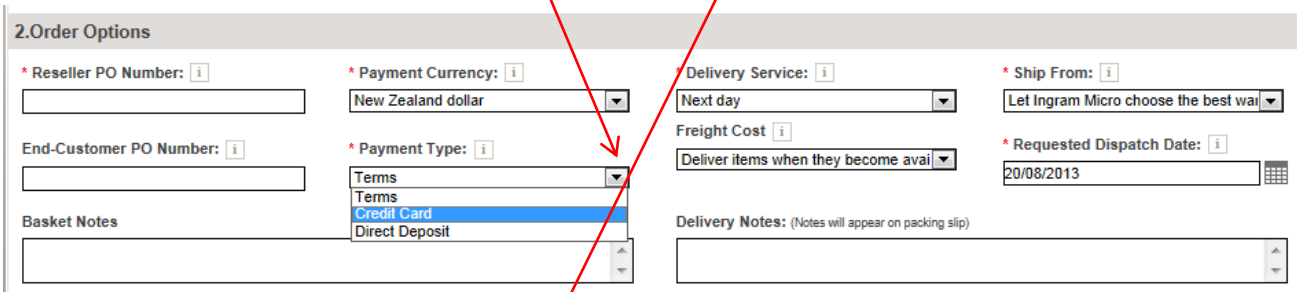


CREDIT CARD ENTRY ON THE WEB

HOW TO ENTER YOUR CREDIT CARD DETAIL ON IM WEBSITE

NOTE: You enter credit card detail at the checkout page

1. Log into the IMOnline website <http://nz.ingrammicro.com/> add items to your basket. To pay using your credit card click on checkout.
2. At 2 Order Options click on  next to terms at Payment Type.
3. Select Credit Card then click on Add Card Info  and add your credit card detail and save.



2. Order Options

* Reseller PO Number:

* Payment Currency:

* Delivery Service:

* Ship From:

End-Customer PO Number:

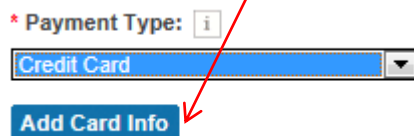
* Payment Type:

Freight Cost:

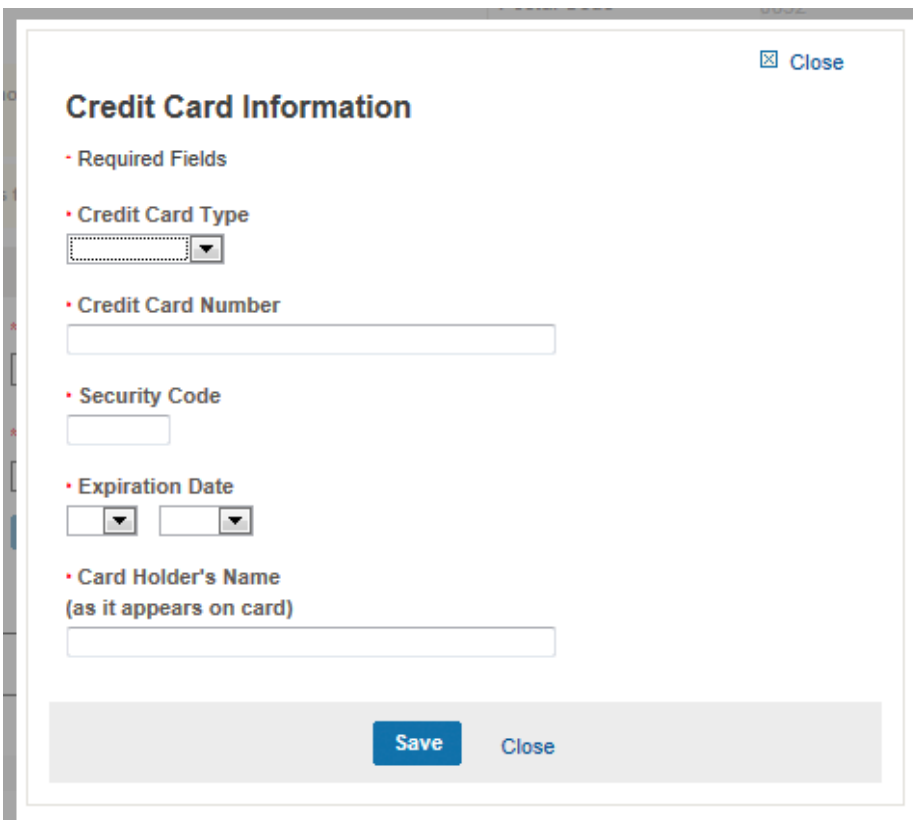
* Requested Dispatch Date:

Basket Notes:

Delivery Notes: (Notes will appear on packing slip)



* Payment Type:



Credit Card Information

• Required Fields

• Credit Card Type

• Credit Card Number

• Security Code

• Expiration Date

• Card Holder's Name
(as it appears on card)